

$\frac{104 \times 7 + 8}{2} = 367.5$ a stem school

$0.9 + 0.7 = 1.6$
 $1.6 \times 4 = 6.4$
 $6.4 - 1.1 = 5.3$

$\frac{100}{K-N} = 17$

math skills sharpeners

2025 summer math workbook



A STEM School



Home of the Space Generation

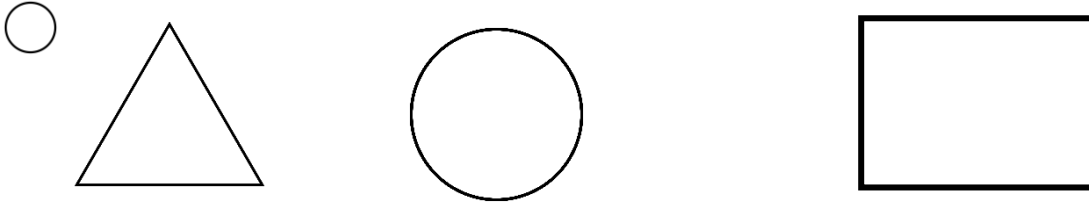
2025 summer math skills sharpener *going to first grade*

student's name	date
teacher coming from	score
teacher going to	
parent's signature	date received

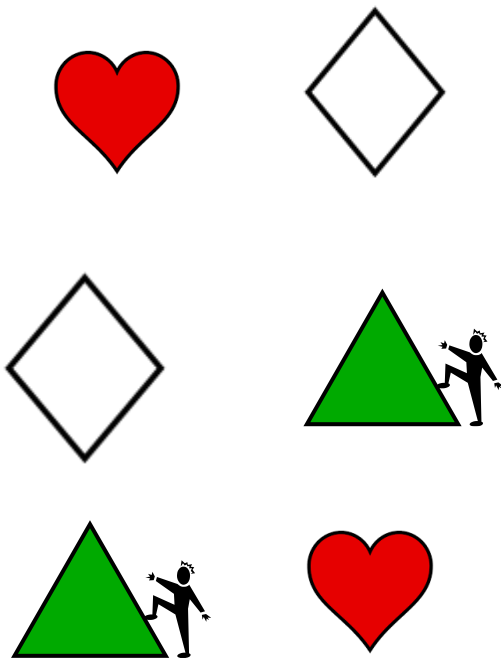
SKILLS SHARPENER FOR STUDENTS GOING TO FIRST GRADE

WEEK I. Same

Day #1- Circle the shapes that are the same.



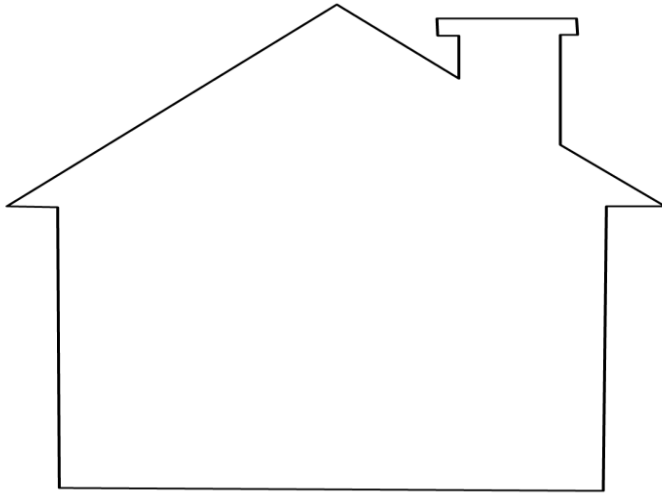
Day # 2- Match the same shapes.



Day # 3- Draw a circle, a square, a triangle, and a rectangle. Color the circle brown, the square blue, the triangle orange, and the rectangle green .


_____, _____, _____, _____

Day # 4- Complete the house using these shapes; circles, squares, triangles, and rectangles. Color the house.

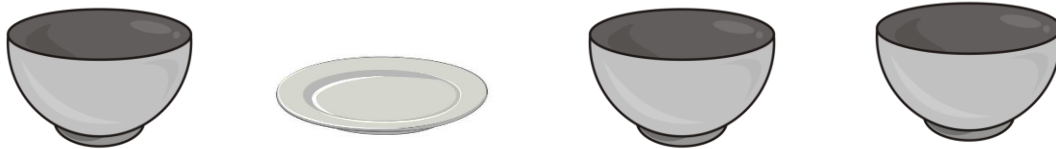


WEEK 2. Different

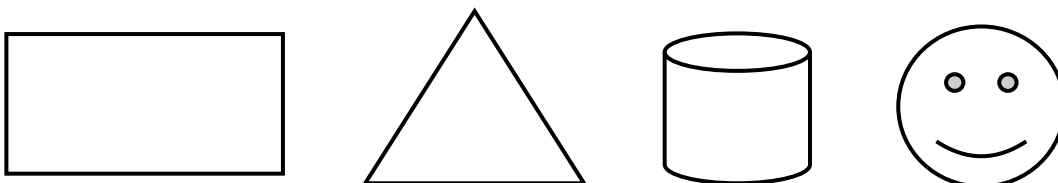
Day # 1- Circle the one that is different.



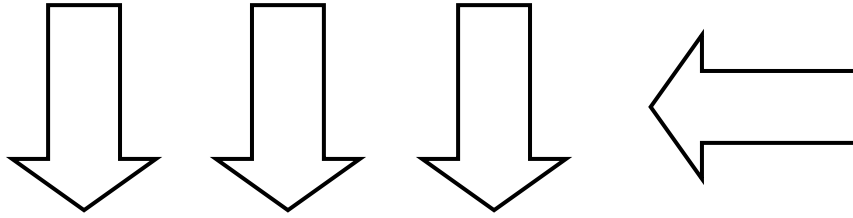
Day # 2- Cross out the different one.



Day # 3- Color the ones that are different to a rectangle.



Day # 4- Color the one that is different red, and the others blue.



WEEK 3. Sets



Day # 1- How many sets did you find? _____



Day #2 - Complete the sets of numbers.

1, 2, 3, 4, _____ 6, 7, 8, 9, _____

Day #3 - C- Circle the one that does not belong.




Day # 4- Circle the bigger set.





WEEK 4. Count to 5.

Day # 1- Circle the 5 animals you like the most.




Day # 2- Color the hearts. How many did you color? Write the answer on the line.





Day # 3- Trace the numbers, and say its name.



Day # 4- Write the numbers from 1 to 5.

_____, _____, _____, _____, _____

WEEK 5. Numbers to 10

Day # 1- Count the gifts and write how many are in each row.



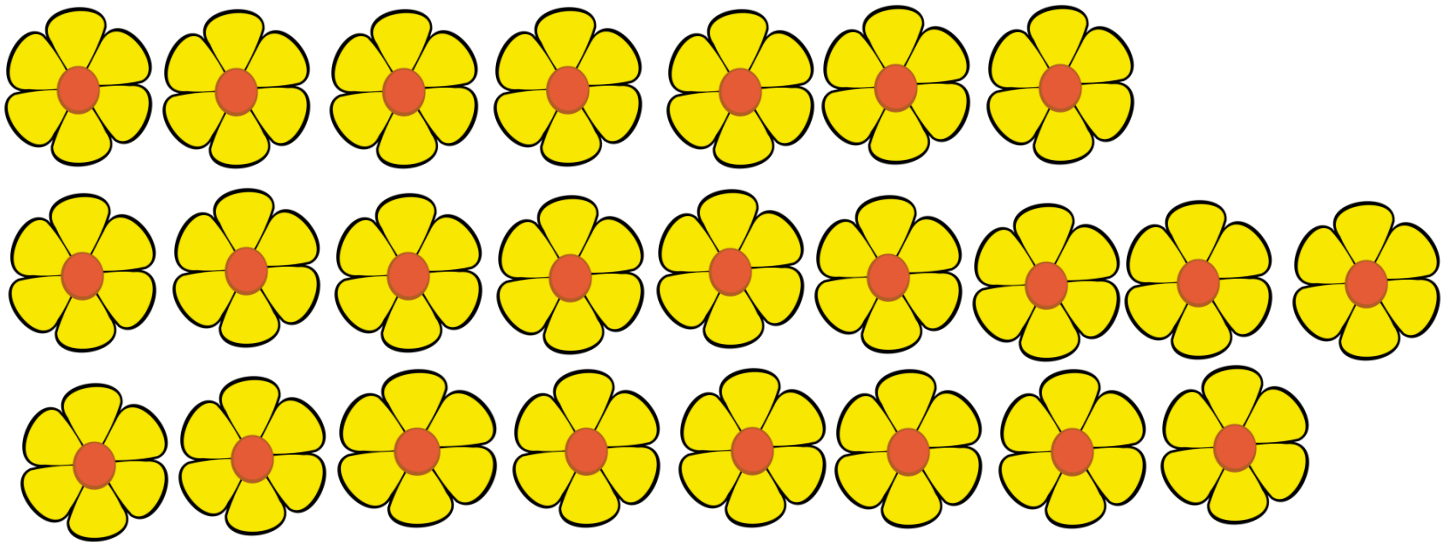




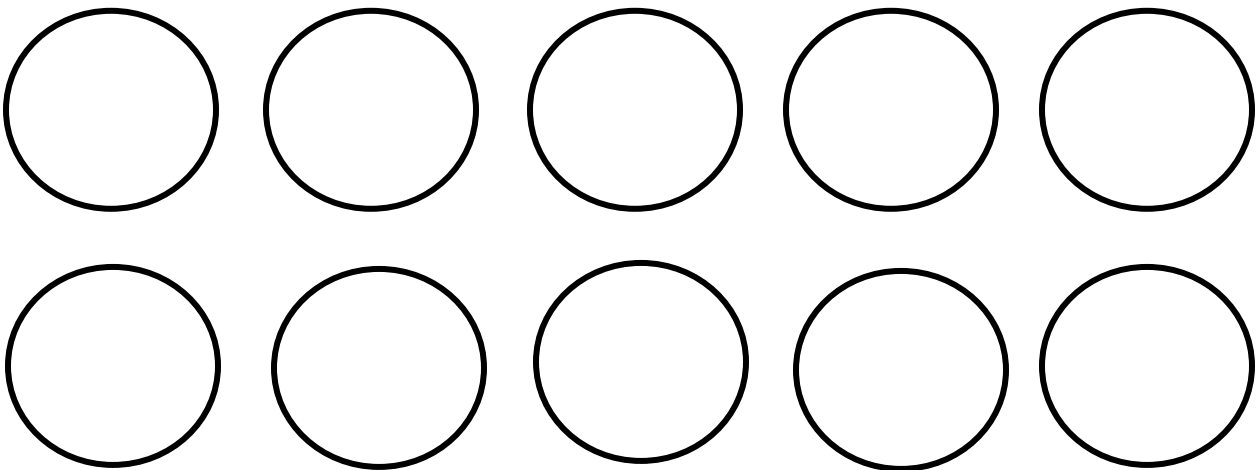
Day # 2- Write the missing number

2, ____ 4, ____ 6, ____ 8, ____ 9, ____

Day # 3- Circle the group that has 9 flowers




Day # 4- Draw 10 happy faces.




WEEK 6. Numbers Order.

Day # 1-Color the correct number of objects. (4)




Day # 2- Count and put them in order by numbers. Write each number inside each bird.




Day # 3 – Put these numbers in order from 5 to 8.




6



7



5




8

Day # 4- Rewrite these numbers in order. Draw circles to represent its amount.


7 10 4 9 2 1 5 8 3 6

WEEK 7. Shapes

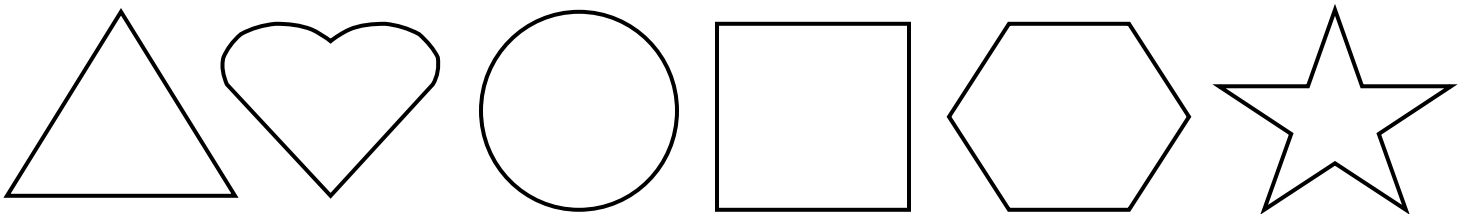
Day # 1- Color the same shape with same color.




Day # 2- Color only the circles.



Day # 3- Trace the shapes. Color the heart red, and color the square blue.



Day # 4- Color the stars blue.



WEEK 8. Patterns.

Day # 1- Color the pumpkins following the same pattern in both.




Day # 2- Circle the one that will continue the pattern.



Day # 3-Cross out the one that is not following the pattern. Is it the lion, or the cat?



Day # 4- What shape will continue the pattern? Draw this shape on the line.



A STEM School



HANGAR ROAD 523. 524. RAMEY BASE

Box 250641. Z.C. 00604-0641

Phones: 890-2545

© 2025 FFBS Publishing